


Czechoslovakia

First Republic


1920-1929

President Masaryk's 70th Birthday

1920




Type I




Type II



Subtypes




Subtype A




Subtype B



Subtype C



Subtype D



Subtype E



Subtype F



Subtype G






Subtype H



Subtype I




Subtype J




President Masaryk's 70th Birthday

1920

Plate Flaws



Short base on 2



Rose in hair



Ultramarine Printing



Type I



Type I





Type II



Type II

Engraved Denominations



Allegories – The Dove

1920-1932

Comb Perforated 14



Dark blue green Light blue green



Type I

Type II

Type I

Type II

Line perforated 13¾

The 5 haler blue and both the two 10 haler green exist but are uncommon.



Type II

Imperforate

The Type II 20 haler exists but is uncommon.



Dark blue green Light blue green



Type I

Type I

Type II



Type I

Type II



Type I

Type II

Allegories – The Dove

Perforation Variations

Larger or smaller stamps resulted from misaligned punch bar movements on the hand-operated comb perforation machine

Extended



Type I

Type II

Type I

Type II

Curtailed



Type I

Type II

Type I

Type II


Horizontal

On rare occasions operators placed the punch bar in a horizontal orientation.



Type I

Type II



Type I

Type II



Allegories – The Dove

Failed Booklet Issue

Intended for booklet panes that never materialized, postal authorities eventually released the stamps to the general public.

Ninety-cliché plate.
Positions 1-2, 11-12.



Plate XI.



Bump on the right side of the coloured triangle above the A in POŠTA.



No bump.



Violet and blue 5 haler *Dove*, position 11.

All well-known negative flaws occurring on plates up to and including Plate X appear on ninety-cliché plates.

The negative flaw in position 11 first occurred on Plate XI and does not appear on the ninety-cliché plates.

Therefore the blocks used to construct the ninety-cliché matrix came from Plate X .

1	2	3		5	6	7			
11	12	13		15	16	17			
21	22	23		25	26	27			
31	32	33		35	36	37			
41	42	43		45	46	47			
51	52	53		55	56	57			
61	62	63		65	66	67			
71	72	73		75	76	77			
81	82	83		85	86	87			
91	92	93		95	96	97			

Plate X: Source of the matrix blocks.

5	6	7	L6	96	S6			1	2	3
15	16	17	L8	98	S8			11	12	13
25	26	27	L7	97	S7			21	22	23
35	36	37	L9	99	S9			31	32	33
45	46	47	L5	95	S5			41	42	43
55	56	57	L4	94	S4			51	52	53
65	66	67	L3	93	S3			61	62	63
75	76	77	L2	92	S2			71	72	73
85	86	87	L1	91	S1			81	82	83
95	96	97	L	9	S			91	92	93

Disposition of the matrix blocks in Plate I.

Schematic representation of a ninety-cliché booklet plate and its source.

A workman cut two vertical thirty-cliché blocks from Plate X of the violet 5 haler *Dove*.

He made three copies of each block for a total of six blocks.

(A similar process was used to produce plates for the olive-bistre 10 haler *Dove*.)

He put three blocks in the left side of the matrix to create the ninety-cliché plate used for Booklet Plate I.

In the centre of the gutter he offset the stress bars: the left upward, the right downward.

The goal was to create 2 × 3 stamp panes with enough selvage to mount them within booklet covers.


This was accomplished by inverting the centre block and creating a gutter to its right.

The gutter provided the needed selvage for the centre and rightmost six-stamp panes.

The leftmost six-stamp panes used the sheet's left selvage.

Allegories – The Dove

Failed Booklet Issue
Inverted Pairs and Gutters



				5	6				
				15	16				
				25	26				
				35	36				
				45	46				
				55	56				
				65	66				
				75	76				
				85	86				
				95	96				

Source of the replicated matrix block.
An unknown Type II Plate

				5	6	96	95		
				15	16	98	98		
				25	26	97	97		
				35	36	99	99		
				45	46	95	95		
				55	56	46	45		
				65	66	93	93		
				75	76	92	92		
				85	86	91	91		
				95	96	9	9		

Disposition of the replicated matrix block.

20 haler sixty-cliché plate

Allegories – The Dove


Failed Booklet Issue



Allegories – The Liberated Republic

1920-1926

Comb Perforated 14



Type I

Type II



Type I

Type II

Type III

Line perforated 13 $\frac{3}{4}$



Type I

Type II



Type I

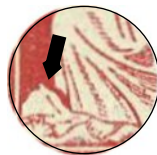
Type II

Type III

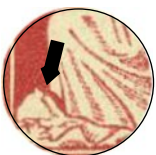


Type I

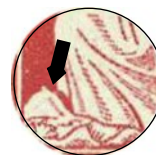
Type II



Type I



Type II



Type III

Allegories – The Liberated Republic

Imperforate

The 40 haler Type I and 50 haler green are uncommon. The 150 haler exists but is very scarce.



Type I

Type II



Failed Booklet Issue



Type I



Type II

Allegories – The Liberated Republic

Provisional Postage Due

A red 50/50 haler error exists but is a great rarity

Comb Perforated 14



Type I

Type II

Type III

Line perforated 13¼

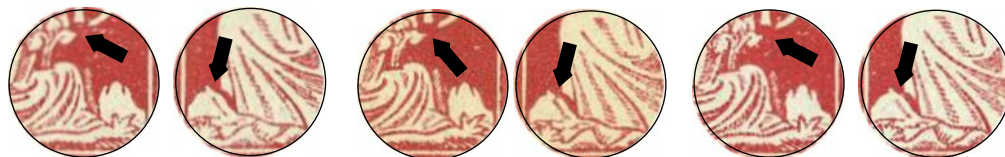
A 100 haler overprint exists but is uncommon



Type I

Type II

Type III



Type I

Type II

Type III

The Allegory Issues – 1920 Agriculture and Science

1920 – 1923

Line Perforated $13\frac{3}{4}$

Photographic Typography

Draft A

Lacks Obrovský's signature



Matrix Typography

Draft B

With Obrovský's signature



Type I



Type II



The initial assembly of the 400 haler matrix proved unsatisfactory. An engraver cut a new die for a workman to use to create two new five-die strips. From those he fashioned seven new ten-die strips to replace the damaged rows in the matrix. As can be seen, in the new die the engraver fashioned broader centres in the zeros.

It is not known why the original master die could not be used for this purpose.

On Plate I, in four of the ten-stamp rows the denomination digits contained zeros with broad centres (Type II). On Plate II, three such rows appeared. In the remaining rows on both plates the denomination zeros had narrow centres (Type I).

Comb perforated $13\frac{3}{4} \times 13\frac{1}{2}$



The Allegory Issues – 1920 Agriculture and Science

Provisional Postage Due

1926-1928

Line perforated $13\frac{3}{4}$

Denomination obscured by three wavy lines



Type I

Type II

Denomination obscured by five wavy lines



Comb perforated $13\frac{3}{4} \times 13\frac{1}{2}$

The 40 haler on 300 haler exists in this perforation but is rather uncommon and a great rarity when mint



The Allegory Issues – 1920 Agriculture and Science

Provisional Airmail Service

1922-1932

Line perforated 13¾

Denomination obscured by three wavy lines

Black Overprint



Blue Overprint



Type I



Type II



The Husita

1920 – 1921

Gutters exist but are scarce



Red Cross

1920



Type I



Type II



Allegories – 1923 Agriculture and Science

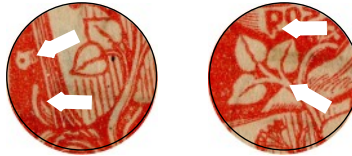
1923-1926

Type I

Line perforated 13 $\frac{3}{4}$

Five die matrix

Type I Identifiers



This typical sequence of dies sometimes altered after matrix repairs. Dies may be found in various combinations.

Die 1



Die 2




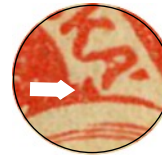
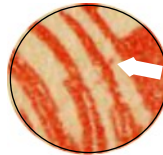
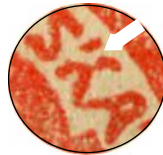
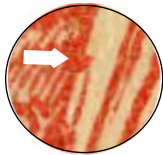
Die 3



Die 4



Die 5



Replacement Dies

Die A



Die B



Die C



No flaw



No flawed dies



Allegories – 1923 Agriculture and Science

1923-1926

Type I

Comb perforated $13\frac{3}{4} \times 13\frac{1}{2}$

Five die matrix

Type I Identifiers



This typical die sequence sometimes altered after matrix repairs

Die 1



Die 2



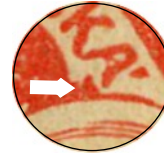
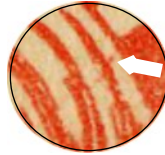
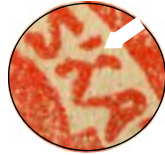
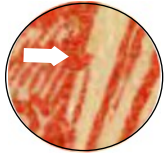
Die 3



Die 4



Die 5



Replacement Dies

Die A



Die B



Die C



No flaw



Allegories – 1923 Agriculture and Science

1923-1926

Type II

Line perforated 13¾

Five die matrix

Type II Identifiers



Original condition

Damage to dies inflicted during matrix handling


Dies 1, 3, and 5

Die 2

Die 4

Die 2

Die 4



No flaw




Die 1

Die 2

Die 3

Die 4

Die 5



No flaw



Ten die matrix

Dies 1-4 and 6-10

Die 5



No flaw

Allegories – 1923 Agriculture and Science

1923-1926

Type II

Comb perforated $13\frac{3}{4} \times 13\frac{1}{2}$

Five die matrix

Type II Identifiers



Original condition

Damage to dies inflicted during matrix handling

Dies 1, 3, and 5

Die 2

Die 4

Die 2

Die 4



No flaw




Die 1

Die 2

Die 3

Die 4

Die 5



No flaw



Ten die matrix

Dies 1-4 and 6-19

Die 5



No flaw

Allegories – 1923 Agriculture and Science

1923-1926

Type III

Line perforated 13¾

Ten die matrix

Type III Identifiers



Dies 1-2 and 4-9

Die 3

Die 10



No flaw



Die 1



Die 2



Die 3



Die 4



Die 5



Die 6




Die 7



Die 8



Die 9



Die 10



Allegories – 1923 Agriculture and Science

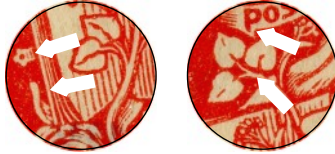
1923-1926

Type III

Comb perforated $13\frac{3}{4} \times 13\frac{1}{2}$

Ten die matrix

Type III Identifiers



Dies 1-2 and 4-9

Die 3

Die 10



No flaw




Die 1

Die 2

Die 3

Die 4

Die 5



Die 6

Die 7

Die 8

Die 9

Die 10



Allegories – 1923 Agriculture and Science

1923-1926

Type III

Upper set: Line perforated $13\frac{3}{4}$; Lower set: Comb perforated $13\frac{3}{4} \times 13\frac{1}{2}$

Ten die matrix

Dies 2, 6-7, and 9-10

Type III Identifier



Type III Identifier



No flaw

Die 1



Die 3



Die 4



Die 5



Die 8



Dies 2, 6-7, and 9-10



No flaw

Die 1



Die 3



Die 4



Die 5



Die 8



Allegories – 1923 Agriculture and Science

Type III

A failed design revision

The Intended Type III Revision (so-called Type IV)

The printer attempted to remove kinks from the veins in the upper cluster's leaves.

Only one percent of all Type III stamps display complete or nearly complete veins in the upper cluster's leaves.



The Type III Revision as Most Commonly Seen

Repairing the kinks on the master die slightly depressed these veins, the result being a broken appearance when printed.

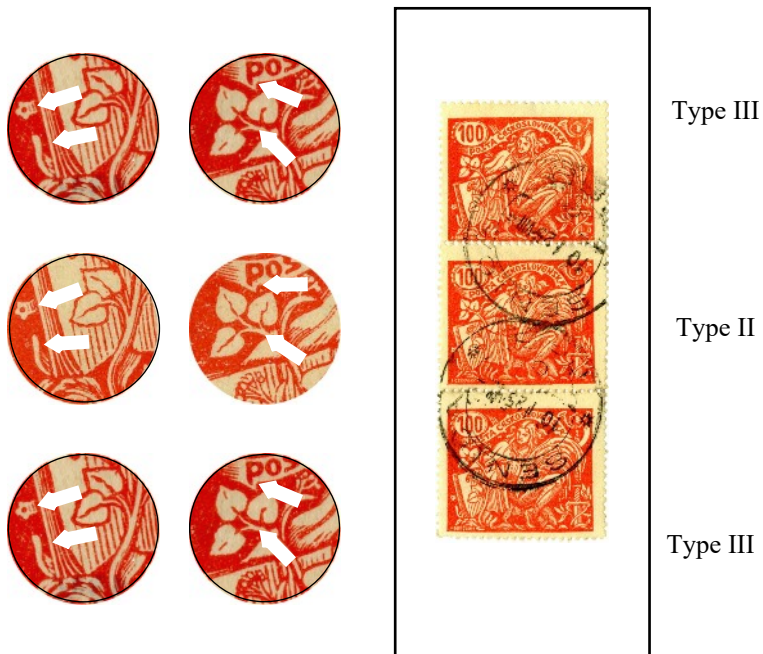
Ninety-nine percent of all Type III stamps display broken or incomplete veins in the upper cluster.



Allegories – 1923 Agriculture and Science

The Type II Dies in a Type III Matrix

The printer accidentally used Type II dies to repair a Type III matrix.



Press Position Numbers

Often mistaken for plate numbers, the digits 1-4 actually represent the plate's position on the press. Although shown symmetrically arranged, the digits could appear in differing positions.



Eighth Sokol Games in Prague

Gum embossed with the monogram of the Czechoslovak Postal Service

1926

Watermarked P5



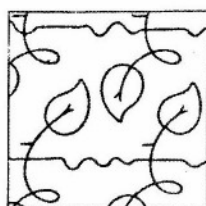
Watermarked P6



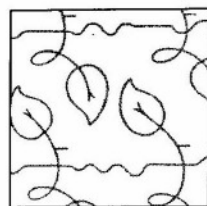
Watermarked P7



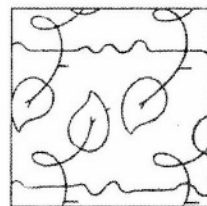
Watermarked P8



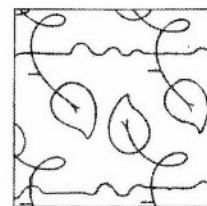
P5



P6



P7



P8



President T G Masaryk's 75th Birthday

Photogravure

Comb perforated $13\frac{3}{4} \times 13\frac{1}{2}$

1925


Watermarked P1





Ordinary white paper




Watermarked P2



Watermarked P3




Watermarked P4




Translucent greyish paper



Watermarked P1



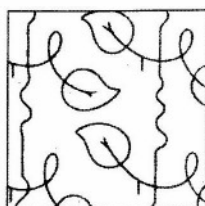

Watermarked P2



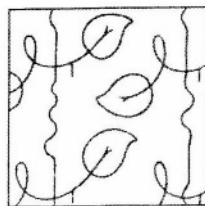
Watermarked P3



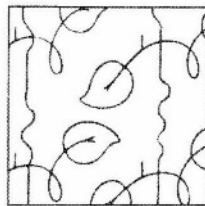
Watermarked P4



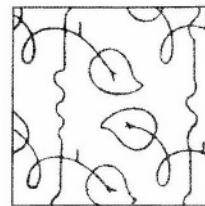
P1



P2



P3




P4


President T G Masaryk's 75th Birthday

Photogravure
Line perforated 13 $\frac{3}{4}$
1925


Watermarked P1



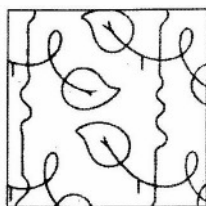

Watermarked P2



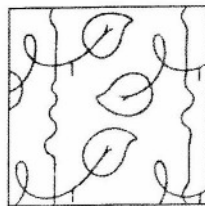
Watermarked P3



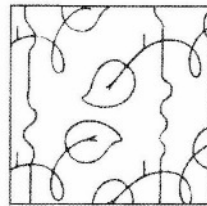
Watermarked P4



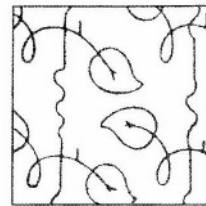
P1



P2



P3



P4

President T G Masaryk's 75th Birthday

Engraved
1925

Large Format
Type I A: 19.2 × 23 mm

Watermarked P1



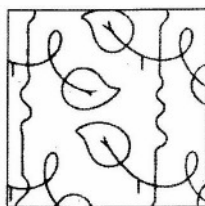
Watermarked P2



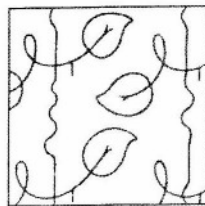
Watermarked P3



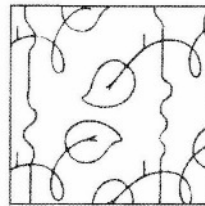
Watermarked P4



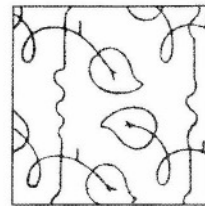
P1



P2



P3




P4

President T G Masaryk's 75th Birthday


Engraved
1925

Large Format
Type I B: 19.8 × 22.4 mm


Watermarked P5



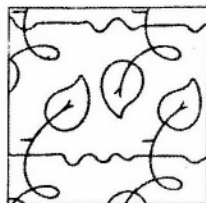

Watermarked P6



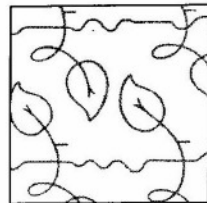
Watermarked P7



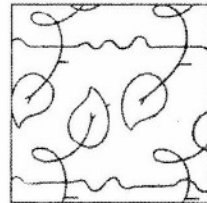
Watermarked P8



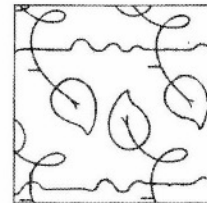
P5



P6



P7



P8

President T G Masaryk's 75th Birthday

Engraved
1925

Small format 1: 18.7 × 21.4 mm
Line perforated 13¾







Type II

1 Kč - hatch on shoulder

3 Kč - lines in value tablet







Watermarked P5

Watermarked P6



Watermarked P7

Watermarked P8






Type III

1 Kč - lines on shoulder

3 Kč - grill in value tablet


Watermarked P5

Watermarked P6



Watermarked P7

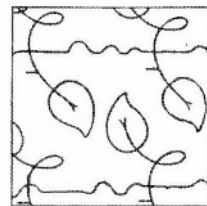
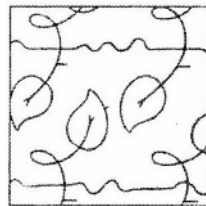
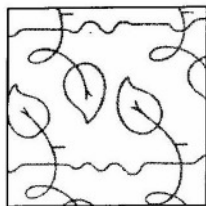
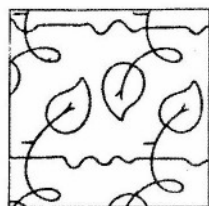
Watermarked P8



Type II



Type III



P5

P6

P7

P8


President T G Masaryk's 75th Birthday

Engraved
1925


Small format 2: 19.2 × 22 mm
Line perforated 9³/₄

Type IV
Lines in value tablet,


Watermark P5



Watermark P6



Watermark P7



Watermark P8




Gum without stripes

Watermark P5



Watermark P7



Gum with stripes

Type V

Grill in value tablet
Thin colored frame around numeral

Watermark P5



Watermark P6



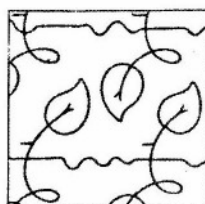
Watermark P7



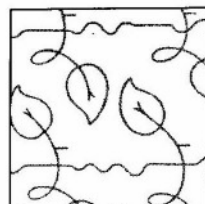
Watermark P8



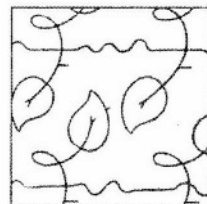
Type IV



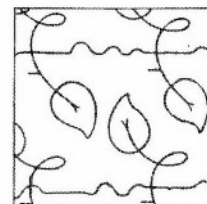
P5



P6



P7



P8

Type V




President T G Masaryk's 75th Birthday

Engraved
1925


Small format 2: 19.2 × 22 mm
Line perforated 9¾
Grill in value tablet
Thick coloured frame around numerals

Type VI
Long moustache



Type VII
Unwatermarked

A scarce watermarked version of Type VII exists
Short moustache

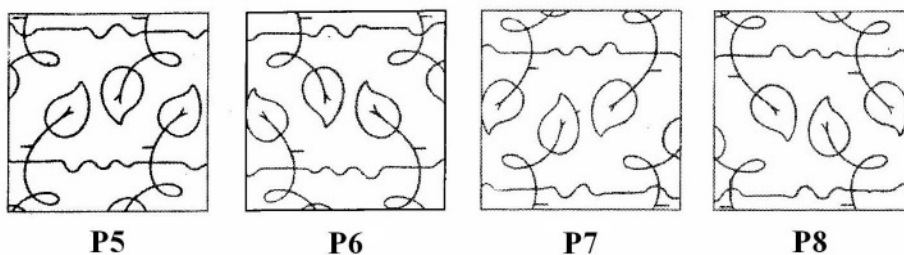
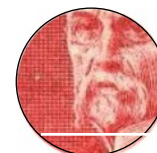


Thick



Long

Short




President T G Masaryk's 75th Birthday

Modified Design

1926

Watermark P5



Watermark P6



Watermark P7



Watermark P8



Unwatermarked




No stripes

Gum with stripes


Type I

Moustache extends to the left; line separates the vertical white bar from the top horizontal white bar.


Watermark P5




Watermark P6



Watermark P7



Watermark P8



Watermark P5



Watermark P7




Coil


Type II

Moustache lacks leftward extension; vertical white bar not separated from the top horizontal white bar.


Watermark P5




Watermark P6



Watermark P7



Watermark P8



Watermark P5





Watermark P7



Coil

Unwatermarked

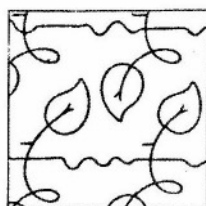


Gum with stripes

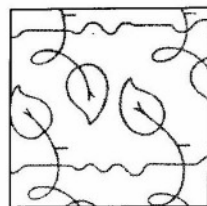
No stripes

Type I

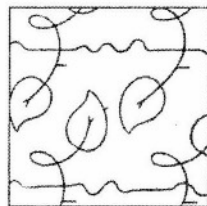
Type II



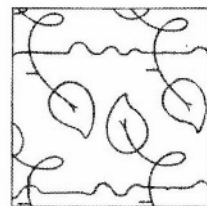
P5



P6



P7



P8

Castles, Landscapes, and Towns

1926

Watermark P5



Coil

Watermark P6



Coil

Strahov

Watermark P7



Coil

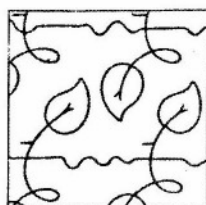
Coil

Watermark P8

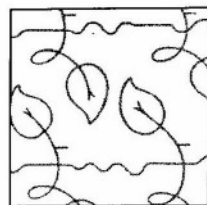


Coil

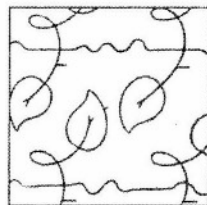
Karlštejn



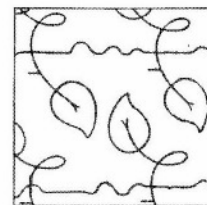
P5



P6



P7



P8

Castles, Landscapes, and Towns

Unwatermarked

1926

Gum with stripes



Coil



Karlštejn

Prague

Gum without stripes



Coil

Prague and the High Tatra Mountains

1926

Watermarked

On smooth white paper

All variations of the 2 Kč and 3 Kč are also found on parchment paper

Watermark P5



Watermark P6



Watermark P7



Watermark P8



Blue



Ultramarine

Type I

Watermark P5



Watermark P6



Watermark P7



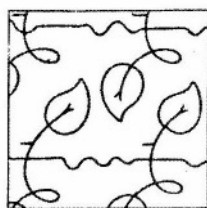
Watermark P8



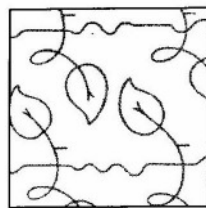
Type II



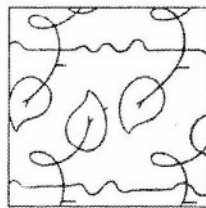
Type I



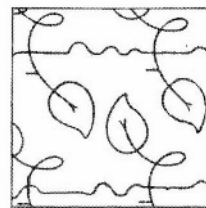
P5



P6



P7



P8

Type II



Prague and the High Tatra Mountains

1926

Watermarked
On smooth white paper

Watermark P5



Watermark P6



Watermark P7



Watermark P8



Watermark P5



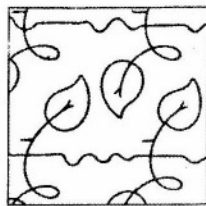
Watermark P6



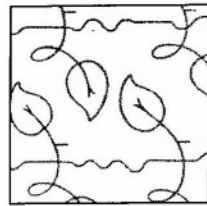
Watermark P7



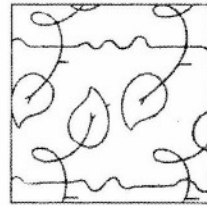
Watermark P8



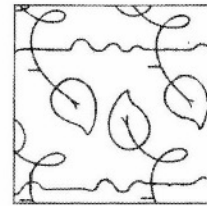
P5



P6



P7



P8

Unwatermarked

The 2 Kč is also found on parchment paper
The 2 Kč only exists in blue, the 3 Kč only as Type II

Type II



Blue



Type I




Type II




1928 Postage Due Issue

1928



Normal *A* in *Doplatné*

Short *A* in *Doplatné*



1928 Postage Due Issue

1928

Unless illustrated, Type I is always an ordinary stamp that lacks any distinctive identifier

Type I



Type I



Type II

Type II



Type II



Type I



Type II



Type III

Type III



Type II



Type I



Type II



Type III

Type III



Type I

Type II

Type III



Type II



Type I



Type II



Type III

Type III



1928 Postage Due Issue

1928

Unless illustrated, Type I is always an ordinary stamp that lacks any distinctive identifier

Type II



Type I




Type II



Type III

Type III



Type II



Type I



Type II



Type III

Type III



Type II



Type I



Type II



Type III

Type III



Type II



Type I



Type II



Type III

Type III



Type II



Type I



Type II



Type III

Type III






Tenth Anniversary of the Founding of Czechoslovakia

1928

Line perforated $13\frac{3}{4}$

An extremely scarce version exists line perforated $12\frac{1}{4}$



Millennium of the Death of St Wenceslas

1929



Castles and Towns

1929

Red-brown



Brown



Red-violet



Blue-violet



National Coat of Arms

1929

White paper



Brown

Yellow-brown

Coil

Type 1

Type II



Red-brown

Brown

Parchment paper

Type II



Brown

Red-brown

Type I

Horizontal lines break up the grid



Type II

Slanted lines break up the grid



